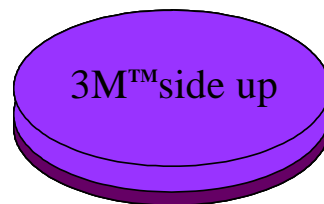


# Scotch-Brite™

## Purple Diamond Floor Pad Plus for Cleaning and Buffing Marble Stone Floor



Dark purple active side:  
diamond formula

### Technical Data

TD141. Date: August 2007

Supersedes: new issue

LC. Page 1 / 1

#### Description:

The Scotch-Brite Purple Diamond Floor Pad Plus is a premium quality floor maintenance pad, made of high quality synthetic fibres, in an open textured non-woven construction. Buffing particles, including high quality synthetic diamonds, are bonded with a durable adhesive to the non woven structure. Each floor pad has a pre-cut centre hole.

#### Special Features:

- Active side is the **dark purple side** which includes synthetic diamonds, for simultaneously clean and buff marble stone floorings.
- Fine / Medium size fibre for detailed cleaning and enabling fast polishing action on floors.
- Open and flexible web to collect soil for floors and allow an easy washing after use.
- Durable pad at work.

#### Where and When to Use:

RPM	150 -250	400
Strip		
Scrub	XX	
Spray		
Buff	XX	XX

XX Designed for X suitable

Clean and develop floor shine by use of the Scotch-Brite Purple Diamond Floor Pad Plus in routine wet cleaning with auto-scrubbing machines, or low speed rotary floor machine in combination with any detergent cleaner (or simply water).

Increase from medium shine to high shine by using the pad in dry

conditions at low or high speed (150 to 400 max).

#### Directions for Use with Auto-scrubbing machines (large areas maintenance):

*If the floor is damaged, it is recommended to first use the Scotch-Brite Sienna Diamond Floor Pad Plus to wet clean and condition the floor, typically during 7 days.*

The Scotch-Brite Purple Diamond Floor Pad Plus is used as below:

1. Install under the machine pad holder, **dark purple side against floor.**
2. Daily wet clean and buff the area using neutral detergent solution in the machine tank.
3. After some days of daily cleaning, typically 7 days, the shine has raised to optimum. Upon initial implementation an extra 7 days period with "purple" might be required to obtain the optimum shine.
4. Daily wet maintain with the Scotch-Brite Orange/Green Floor Pad and a neutral detergent in the machine tank.
5. When the shine starts to decrease because of traffic, use again the Scotch-Brite Purple Diamond Floor Pad Plus as per phases 1 to 3.

-- see process sketch on page 2--

#### Directions for Use for Single Rotary floor machines (medium & small areas):

*If the floor is damaged, it is recommended to first use the Scotch-Brite Sienna Diamond Floor Pad Plus to wet clean and condition the floor, typically 8 passes.*

The Scotch-Brite Purple Diamond Floor Pad Plus is used as below:

1. Dust mop or sweep the area
2. Install under the machine pad holder, **dark purple side against floor**
3. Wet clean and buff the area using detergent solution, typically 12 passes.
4. Pick up dirty solution with vacuum cleaner.
5. Rinse with clear water and let dry before re-opening to traffic.
6. Remove pad and wash it
7. A high shine is already obtained, but, if a higher shine is desired, go through the following additional steps.
8. Let the floor dry and install a dry pad under the low, or high speed machine holder.
9. Buff the dry floor till desired shine is obtained (typically 4 passes).
10. Again, rinse with clear water and let dry before re-opening to traffic.
11. Maintain floor with Scotch-Brite Orange/White or 3M Brush& Mop in wet cleaning with a neutral floor detergent.

#### Maintenance of pad:

1. Remove pad from machine after each use.
2. Scrub with a soft nylon brush under tap water or spray hose both sides or machine wash at 40°C max.
3. Hang up for drying.

Note: machine washed floor pads may shrink about 20 mm after first washing cycle.

#### 3M Commercial Care Laboratory Europe

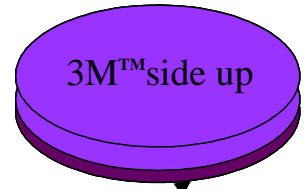
3M France – Customer Technical Center

Avenue Boule P.O. Box 28

F-95250 BEAUCHAMP

# Scotch-Brite™

## Purple Diamond Floor Pad Plus for Cleaning and Buffing Marble Stone Floor



Dark purple active side:  
diamond formula

### Technical Data

TD141. Date: August 2007  
Supersedes: new issue  
LC. Page 2 / 2

#### Performance Advantages:

Develop shine while wet cleaning with common neutral detergent, up to 40-50 gloss (60° angle) on marble ( typical value).  
Increase shine from medium to high in dry buffing conditions.  
Durability : typically 20 000 sqm with auto-scrubbing machines, when properly maintained.

#### Disposal Information:

Discard into appropriate container, for incineration, if available.  
Packaging material: recyclable.

#### Product Specifications:

Scotch-Brite Purple Plus Floor Pads consist of polyester fibre and synthetic adhesive. They are not significantly affected by water, detergents and cleaners normally used for floor maintenance.

#### Product Characteristics:

Colour: Light Purple body  
Dark Purple active side with Diamond formula.  
Marking: Black Scotch-Brite logo on the non-active side (light purple side).  
Thickness: 28 mm  
Weight: 1300 g/m2  
Fibre type: Polyester, blend of sizes.  
Minerals: Synthetic diamonds mixed with natural soft minerals within the active layer on dark purple side.  
Centre hole: pre-cut at 85 mm

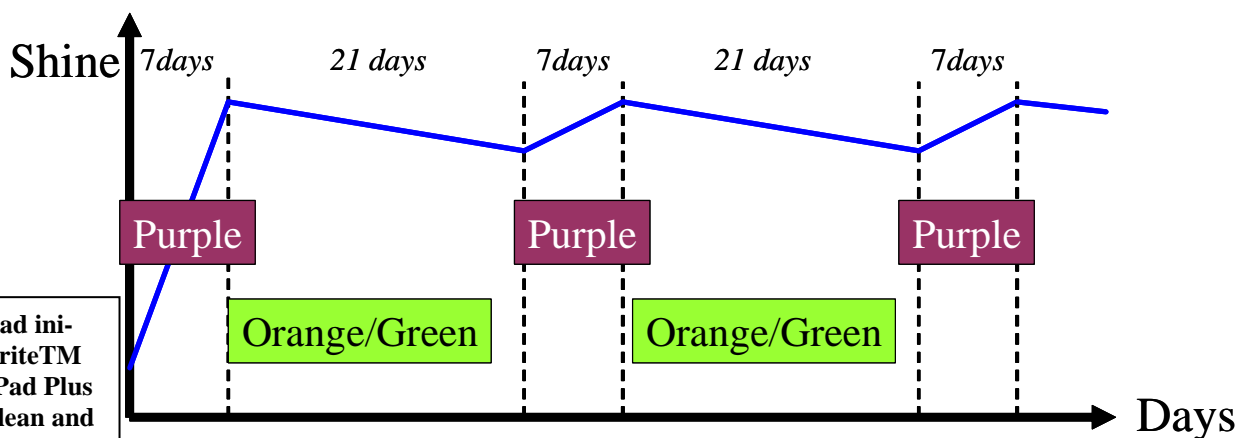
#### Packaging and labelling:

Packaging material made of 100% recycled material. Bar code on labels.

#### Origin:

Made in France, in a ISO 9002 and ISO 14001 certified Manufacturing Plant.

### Typical process for large area cleaned with Auto-scrubbing machines



Note : if the floor is in bad initial conditions Scotch-Brite™ Sienna Diamond Floor Pad Plus should be used first to clean and condition floor.

Number of days are typical numbers to be adjusted function of site conditions ( i.e. traffic, floor conditions, level of shine desired). Upon implementation, an extra 7 days period with "Purple" might be required to obtain the optimum shine.

#### 3M Commercial Care Laboratory Europe

3M France – Customer Technical Center  
Avenue Boule P.O. Box 28  
F-95250 BEAUCHAMP